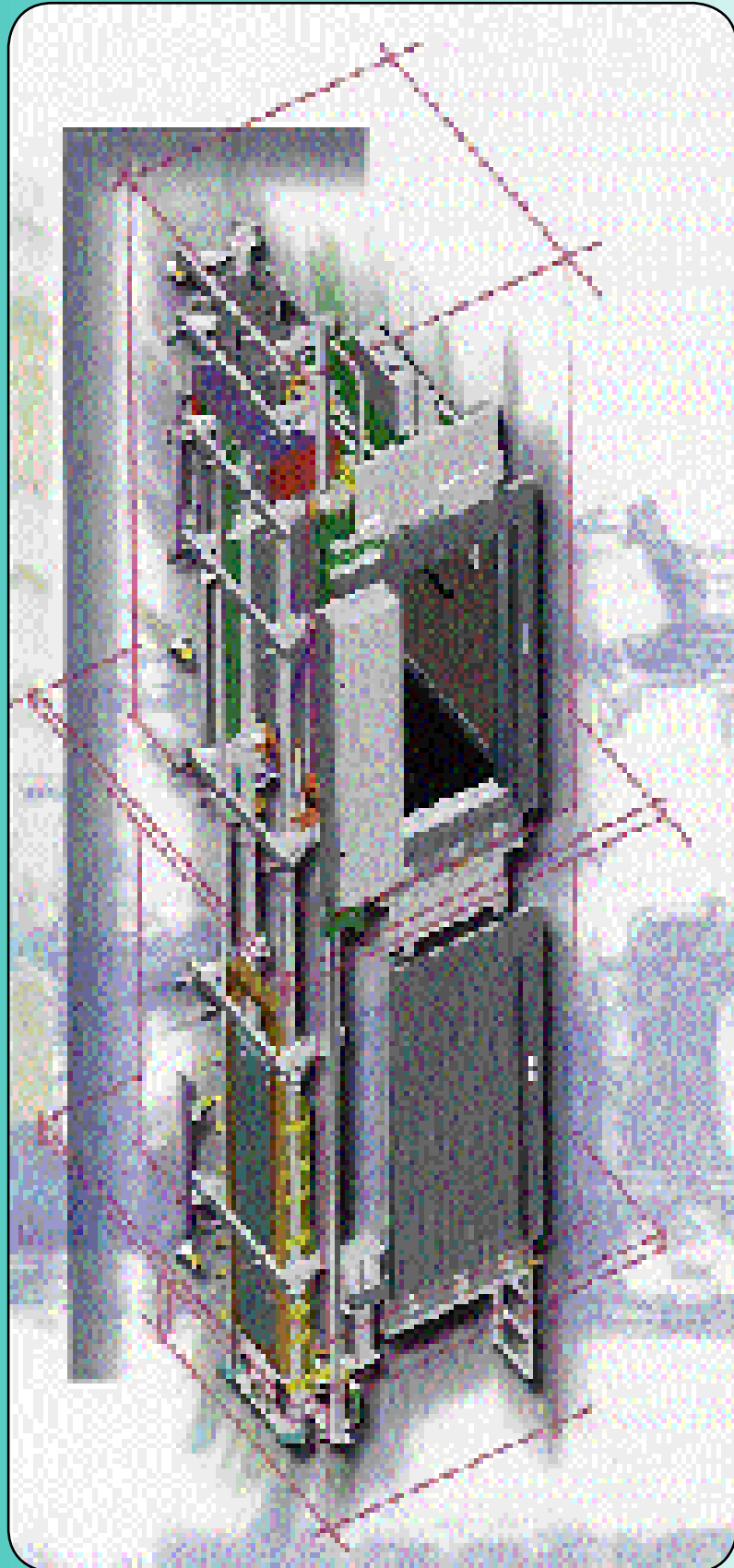




**LANDMARK LIFTS LTD**  
**“WHERE QUALITY COMES AS  
STANDARD”**

**PASSENGER LIFTS**



# RANGE

We can offer a wide range of standard and bespoke lifts from 3 persons up to 40 persons at speeds from 0.1 up to 2.5 metres per second.

We have an extensive variety of lift car designs available, some of our own pre-engineered designs are shown on the page opposite. If you don't see what you require, please contact our sales team.

## MAKING THE RIGHT CHOICE

Choosing the right size, capacity, speed, power system and door type can involve a wide range of choices. Discussions and advice given at the early design stage can help to prevent costly mistakes which can be extremely difficult to put right after installation.

## FREE ADVISORY SERVICE

Taking advantage of our free advisory service places you under no obligation, although we would readily admit that in helping you to solve your design problems we hope that you will be impressed by the friendly, efficient and bespoke service that we offer.

## REGULATIONS & STANDARDS

All of the lifts that we supply meet the necessary requirements of The Lift Directive 95/16/EEC and are designed in accordance with the harmonised standards EN81-1 & EN81-2

The main benefits of using Landmark Lifts are:-

- ❖ Flexibility of design
- ❖ Variety of sizes and speeds
- ❖ A range of semi-standard pre-engineered solutions
- ❖ Turn key solutions
- ❖ Design and advice service
- ❖ Able to offer both traction and hydraulic solutions with a variety of speeds



# LIFT CAR DESIGNS AND FINISH CHOICES



706

## Car Design No. 706

- ❖ Side and rear walls in laminated panels with the floor in marble.
- ❖ Car operating panel, inner car doors, handrail and ceiling in golden stainless steel.
- ❖ Stylish downlighters.
- ❖ Safety glass mirror (either half or full height)



506

## Car Design No. 506

- ❖ Side and rear walls applied with laminated panels over mirrored stainless steel.
- ❖ Car operating panel, inner car doors, handrail and ceiling in satin stainless steel.
- ❖ Stylish downlighters with half height safety mirror
- ❖ Floor covered in marble



306

## Car Design No. 306

- ❖ Modular panels applied to walls golden stainless steel throughout.
- ❖ Car operating panel, inner car doors, handrail and ceiling in golden stainless steel.
- ❖ Stylish downlighters with half height safety mirror
- ❖ Floor covered in marble



206

## Car Design No. 311


- ❖ Side and rear walls in laminated panels with the floor covered in black studded rubber.
- ❖ Car operating panel and inner car doors, in satin stainless steel.
- ❖ Stylish downlighters and a handrail to one wall.
- ❖ Slimline mirror to one wall

## Car Design No. 206


- ❖ Side and rear walls in coloured skin-plate steel with vinyl floor covering.
- ❖ Car operating panel and inner car doors in satin stainless steel.
- ❖ Stylish downlighters and a handrail to one wall.

## Car Design No. 211

- ❖ Side and rear walls in coloured skin-plate steel with vinyl floor covering.
- ❖ Car operating panel and inner car doors in satin stainless steel.
- ❖ Stylish downlighters and a handrail to one wall.
- ❖ Slimline mirror to one wall



710



511



311



211

## “Universal Solutions for individual access problems”

Since the formation of Landmark Lifts the main thrust of the business has been in a number of clearly identified niche market areas. Examples of our philosophy can be seen below:



The ‘Envoy’ platform lift is a hydraulically driven unit serving up to 2.0 metres on internal applications and 4.0 metres on external applications

The ‘Superior’ platform lift serves up to 4 floors with a maximum travel of 9.0 metres. Suitable for internal use.



A wide variety of hydraulic or traction driven passenger lifts. The traditional or glazed lift cars have a carrying capacity of 3 persons upwards.

As one of the country’s main suppliers of vehicle lifts, we can provide a range of car lifts up to 5 tonnes and lorry lifts capable of carrying over 40 tonnes.



A wide variety of passenger lifts can be provided offering a bespoke solution in keeping with the architecture and environs of the building structure.



## LANDMARK LIFTS LTD

5 SCIROCCO CLOSE, MOULTON PARK, NORTHAMPTON. NN3 6AP

Tel: (01604) 671007

Fax: (01604) 671017

Sales Department Fax (01604) 495111

Website: [www.landmarklifts.co.uk](http://www.landmarklifts.co.uk)

E-mail: [landlifts@aol.com](mailto:landlifts@aol.com)